



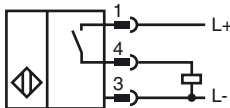
Model Number

NMB3-8GM35-E2-C-150MM-V1

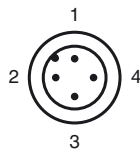
Features

- 3 mm flush
- Stainless steel sensing face
- Increased operating distance
- Weld Immune

Connection



Pinout



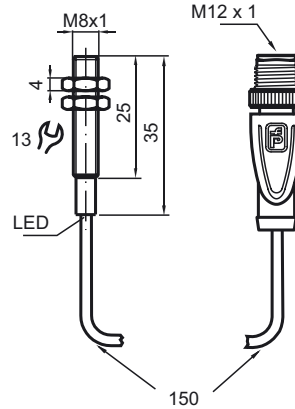
Wire colors in accordance with EN 60947-5-2

1	BN	(brown)
2	WH	(white)
3	BU	(blue)
4	BK	(black)

Accessories

- BF 8**
Mounting flange, 8 mm
- EXG-08**
Quick mounting bracket with dead stop
- V1-G-OR2M-POC**
Female cordset, M12, 4-pin, TPE cable, welding-bead resistant

Dimensions



Technical Data

General specifications

Switching element function		PNP NO contact
Rated operating distance	s_n	3 mm
Installation		flush
Output polarity		DC
Assured operating distance	s_a	0 ... 2.43 mm
Reduction factor r_{Al}		0.3
Reduction factor r_{Cu}		0.2
Reduction factor r_{304}		0.7
Reduction factor r_{Si37}		1

Nominal ratings

Operating voltage	U_B	10 ... 30 V DC
Switching frequency	f	0 ... 5 Hz
Hysteresis	H	5 ... 15 typ. 10 %
Reverse polarity protection		reverse polarity protected
Short-circuit protection		pulsing
Voltage drop	U_d	≤ 2 V
Operating current	I_L	0 ... 100 mA
Off-state current	I_r	0 ... 10 μ A typ. 0.1 μ A at 25 °C
No-load supply current	I_0	≤ 10 mA
Switching state indication		LED, red
Mag. Field strength, AC fields		250 mT
Mag. Field strength, DC fields		250 mT

Ambient conditions

Ambient temperature	-25 ... 75 °C (-13 ... 167 °F)
---------------------	--------------------------------

Mechanical specifications

Connection type	Cable connector M12 x 1, TPE cable Jacket: 150 mm
Housing material	Xylan coated - Stainless steel 1.4305 / AISI 303
Sensing face	Xylan coated - Stainless steel 1.4305 / AISI 303
Protection degree	IP67

Compliance with standards and directives

Standard conformity	
Standards	EN 60947-5-2:2007 IEC 60947-5-2:2007

Approvals and certificates

UL approval	cULus Listed, General Purpose
CSA approval	cCSAus Listed, General Purpose
CCC approval	Products with a maximum operating voltage of ≤ 36 V do not bear a CCC marking because they do not require approval.

Release date: 2013-01-21 12:12 Date of issue: 2013-01-21 912288_eng.xml